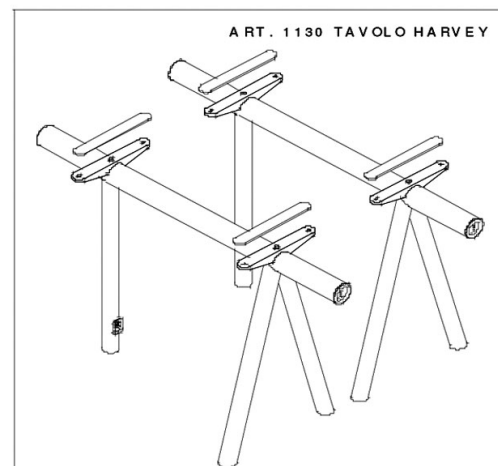
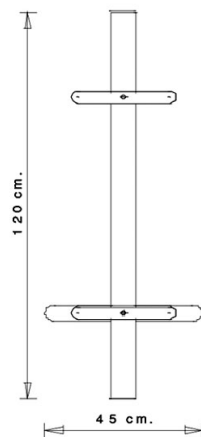
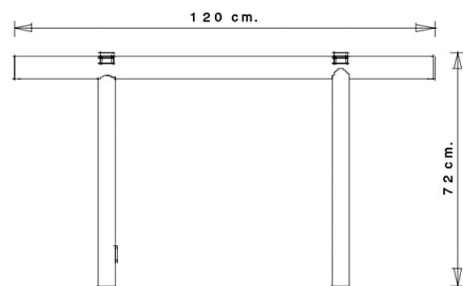
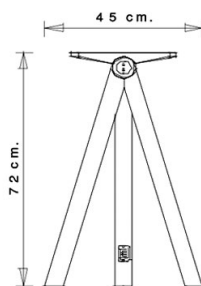


## Harvey 1130

HARVEY COLLECTION:  
Harvey 1130,



### TAVOLO DESIGN:

n.2 cavalletti in tubo d'acciaio con supporti per fissaggio piano in fusione alluminio.

Ogni cavalletto è dotato di 1 presa Schuko e 2 prese USB.

Piani (angoli a spigolo)  
300x120 / 240x120

**PESO**

18,6 Kg

**IMBALLO**

0,74 m<sup>3</sup>

**PEZZI PER SCATOLA**

2

## NOTE

### Risorse

3ds



dwg



## FINITURE PIANI TAVOLI

---

### LAM - cat.J LAMINATO - CAT.J



Arpa 20 Bianco  
fin.erre

### LAM - cat.H LAMINATO - CAT.H



Fenix NTM0720  
Nero Ingo  
Antimpronta - cat H

## TELAI


### AC ACCIAIO



NCS S4000-N VR  
Alluminio brillante



NCS S9000-N VR Nero  
intenso




NCS S3060-Y80R  
Rosso Corallo



NCS S9000-N VR Nero  
intenso opaco



VR Bronzo metallico  
bucciato




NCS S3060-Y  
Giallo curry




NCS S7020-G50Y  
Verde oliva



NCS S4050-B40G  
Blu acqua



NCS S6030-B  
Blu capri




NCS S8005-Y20R  
Marrone



NCS s0502-b VR Bianco  
traffico



NCS S4040-R  
Marsala



VR Peltro



NCS S0500-N VR  
bianco puro



NCS S7502-B VR Grigio  
antracite



## DESTINAZIONI D'USO

Coffee & Restaurants, Educational, Office and Waiting Areas,